

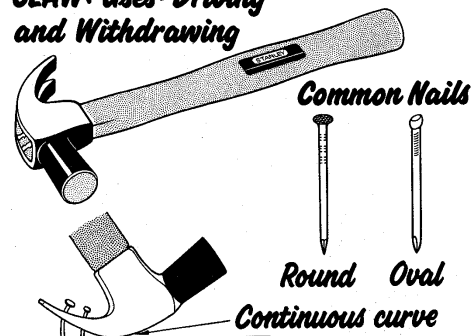
Hammer Safety

STANLEY

© Stanley Tools, Sheffield S3 9PD


Common Patterns

CLAW: Uses - Driving and Withdrawing

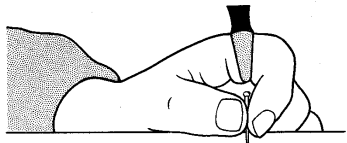


Slow tapering claws will grip nails of different sizes by the shank. This prevents excessive wear in one spot.

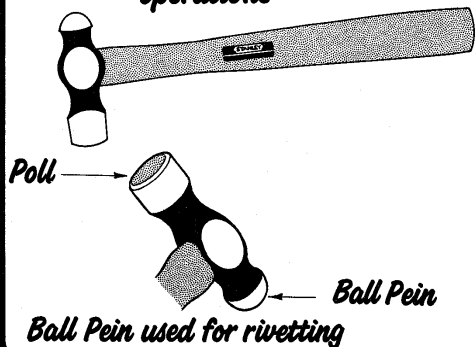
WARRINGTON: Uses - Light duties Small Nails



The cross pein of a Warrington hammer is used to start small nails held between the fingers.

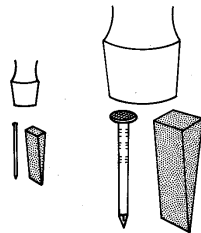


BALL PEIN or ENGINEERS: Uses - Metal-working operations




Safety

*** Use correct size hammer for job.**



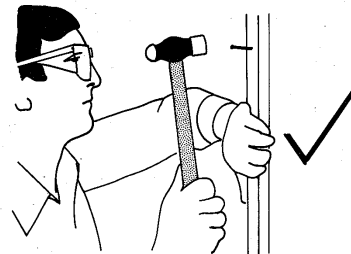
*** Never strike two hammers together**



*** Never use a hammer with a loose head.**



*** Wear eye protection for hard nails and metal.**



*** Never strike cold chisels or hard objects with a nail hammer.**




*** Never use the side of a hammer.**

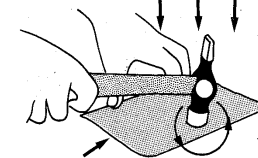


*** Keep clean and regularly inspect for wear.**

A dirty hammer face tends to slip and cause damage.

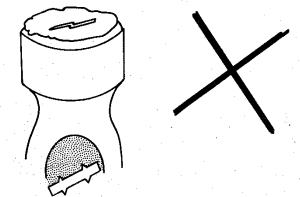


PRESSURE



Emery Cloth or Fine Glass Paper

*** Never use a hammer with a damaged head.**



or report to person in charge